

# ONE CITY Built to Last

---

Transforming New York City Buildings for a  
Low-Carbon Future

John Lee, RA, LEED AP  
New York City Mayor's Office of Sustainability

**#ONENYC**



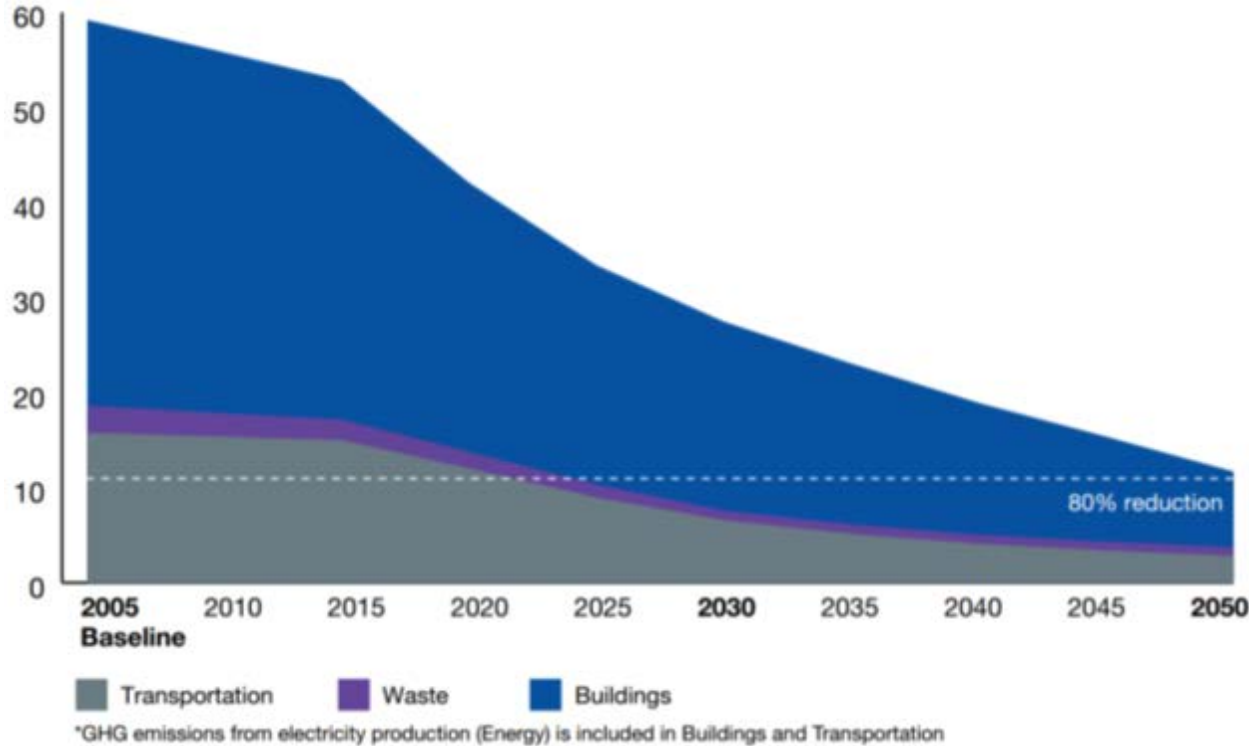
New York City  
is leading the  
global fight  
against climate  
change.

# Sea Level Rise

- 1.2 inch rise per decade for a total of 1.1 feet in total, nearly twice the global average
- 11 to 21 inches by the 2050s
- 18 to 39 inches by the 2080s, and
- 6 feet by 2100 (high estimate)



# ROADMAP TO 80x50 (MtCO<sub>2</sub>e)



Drivers of 80x50:

1. Deep energy retrofits in all buildings
2. Low carbon grid

Additional components :

- District heating and cooling networks
- Mode shift from vehicles
- Transportation and freight network efficiency
- Zero Waste fully achieved

# 90%

of NYC buildings  
will still be here  
in 2050.



Nearly

# 70%

of our GHG  
emissions come  
from buildings.



59.2

40.6

15.8

2.8


# ROADMAP TO 80x50

47.4 MtCO<sub>2</sub>e  
Reduction  
needed

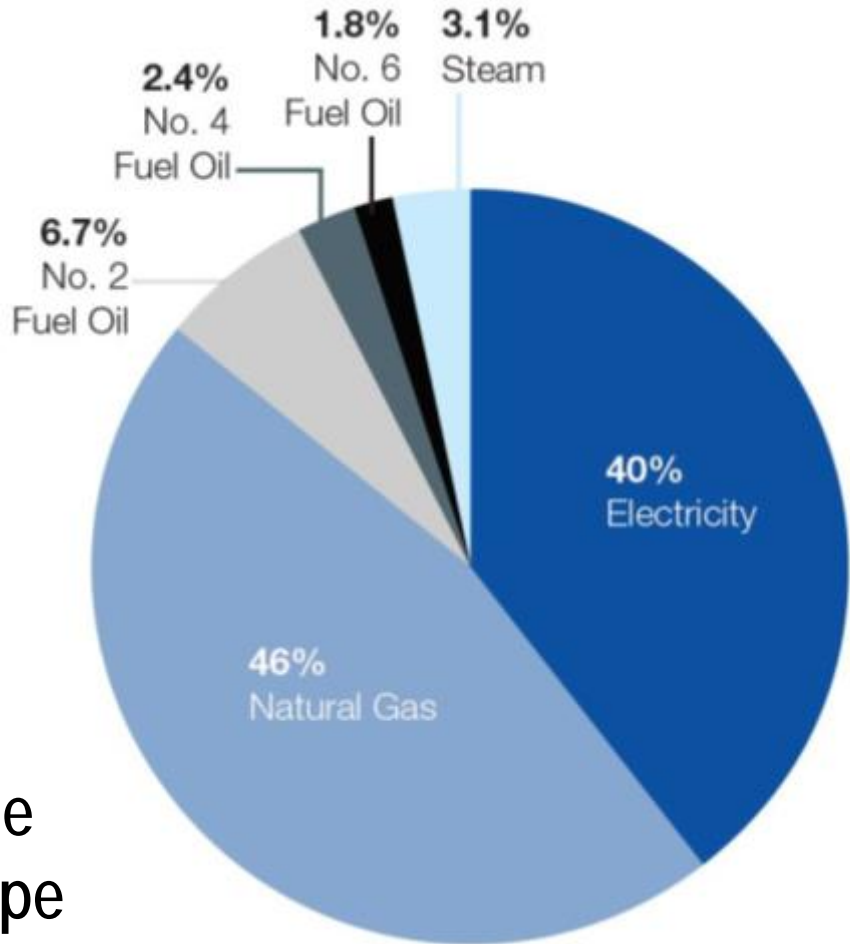
11.8

2005  
Baseline

2050

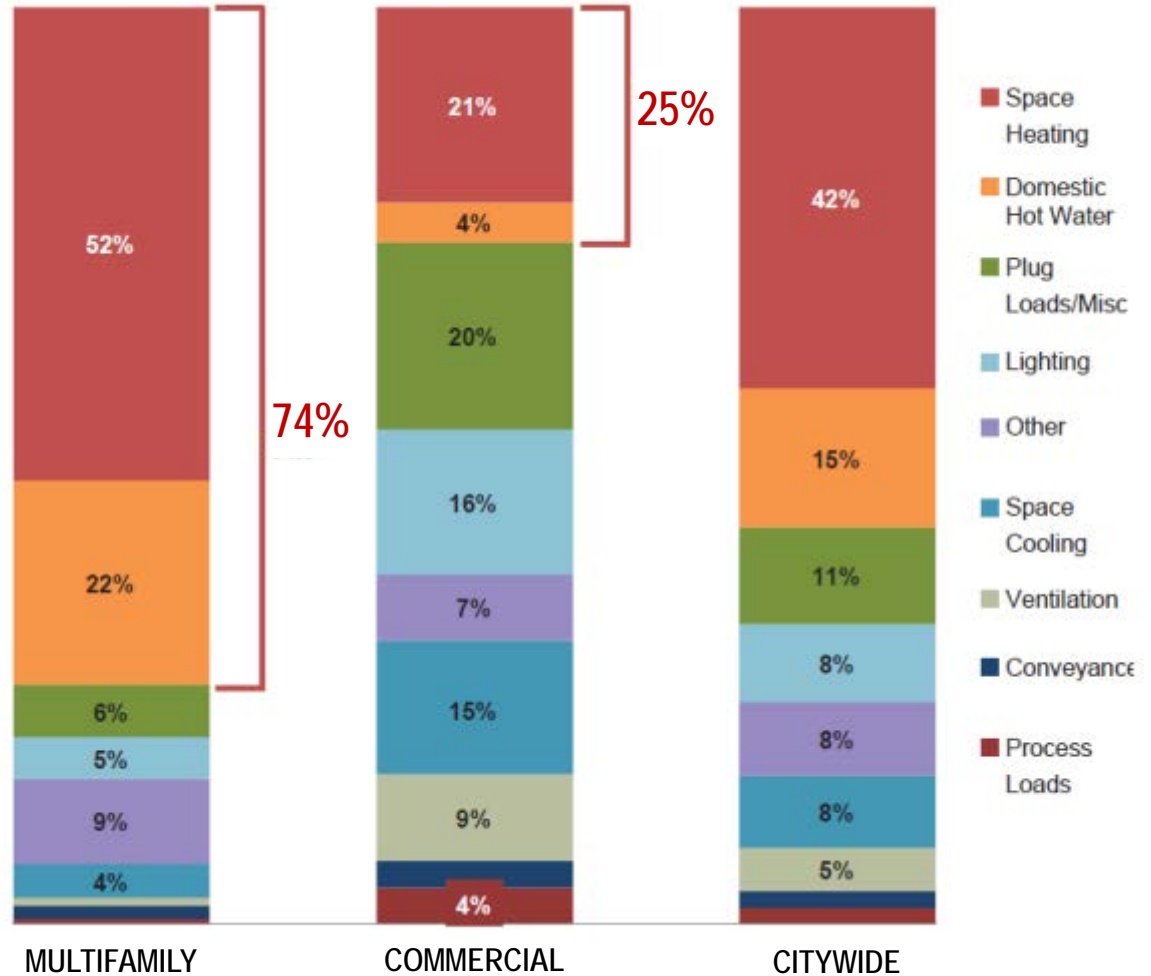


## Buildings Energy Use by Fuel Type



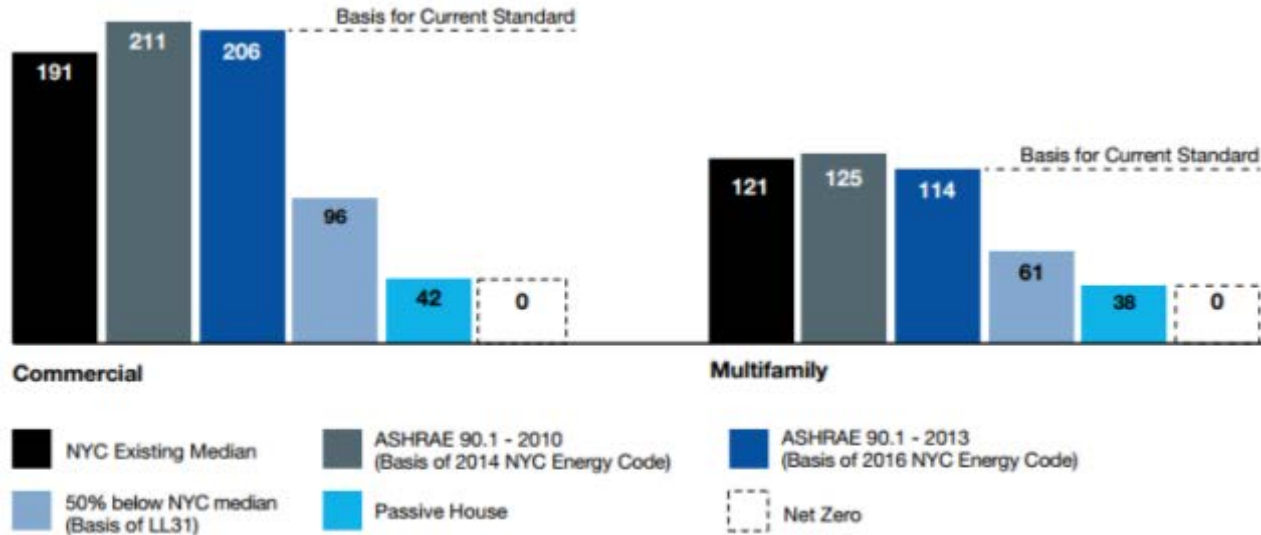
Fossil fuels account for the vast majority of energy use and GHG emissions from buildings.

The energy used for space heating and DHW production accounts for the majority of building-based GHG emissions





# NYC Median EUI versus ASHRAE 90.1 and Performance-based Standards



New buildings must meet the best possible energy performance standard

Utility costs  
have increased

**20%**

since 2002



Fuel costs  
have increased

**100%**

since 2002

Free, personalized  
advisory services  
to streamline the  
process of energy  
efficiency improvements





**NYC**™ **Retrofit**  
ACCELERATOR

MAKING ENERGY EFFICIENCY EASIER